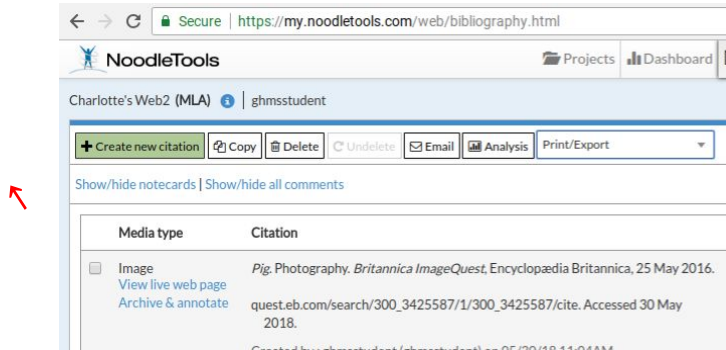
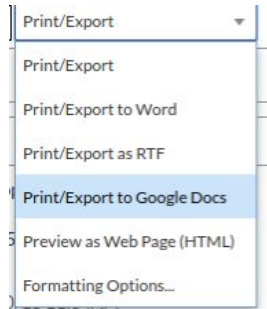


Exporting Works Cited from NoodleTools and Uploading to Animoto

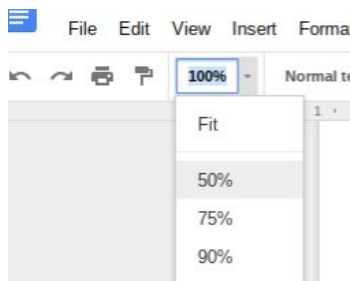
- On the Sources page in NoodleTools, click on **Print/Export**.




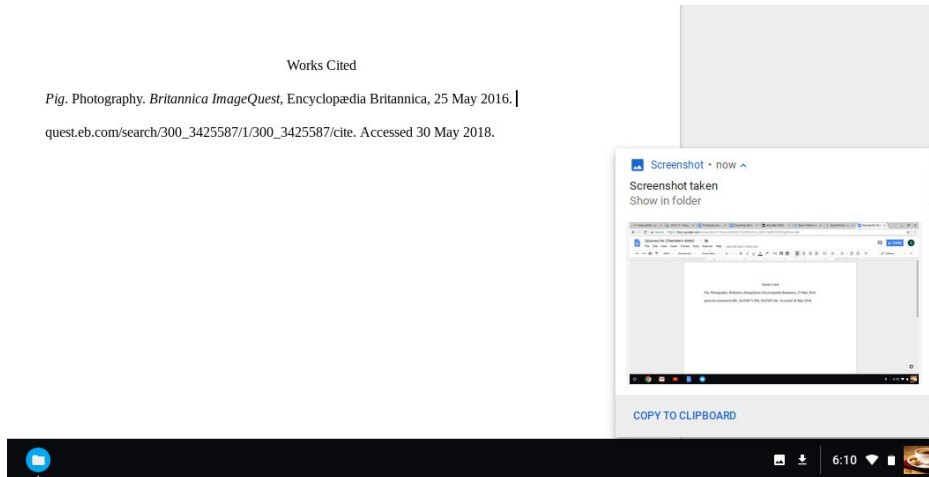
- From the dropdown menu, choose **Print/Export to Google Docs**.



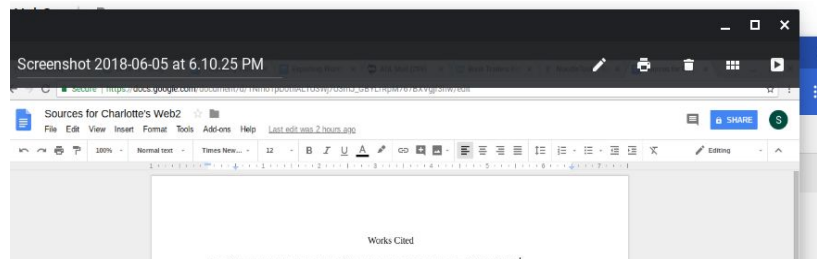
- If the resulting document does not fit fully on the page, **adjust the %** until it does.



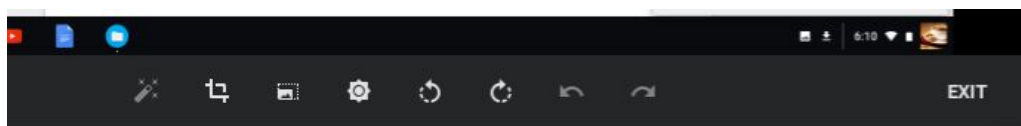
- If on a Chromebook, press **ctrl** and  at the same time to take a screenshot.
- The image will appear in the lower right of your screen. Click **Show in folder**.



- Open the document, and **click the pencil icon** at top right to edit the image.



- Choose the **crop tool** from the bottom to edit out everything other than the Works Cited.



- Click **Done** and **Exit** when finished.
- **Upload** the image to Animoto the same way you uploaded all other images.